


Serum C8 By Free Testosterone (Direct) Levels In Males <20 Years Of Age
C8 (ng-mL)

Free Testosterone (Direct)	N	Mean
NORMAL RANGE NOT ESTABLISHED	6408	73.1462
Total	6408	73.1462

Serum C8 By Free Testosterone (Direct) Levels In Males <20 Years Of Age



Normal Range Not Established (Units: ng/mL)
Source: <http://www.labcorp.com/datasets/labcorp/html/chapter/mono/sr010000.htm>

Serum C8 By Free Testosterone (Direct) Levels In Males ≥ 20 And < 30 Years Of Age
C8 (ng-mL)

Free Testosterone (Direct)	N	Mean
LOW	2	31.2500
NORMAL	4560	59.2234
HIGH	35	40.0543
Total	4597	59.0653

Serum C8 By Free Testosterone (Direct) Levels In Males ≥ 20 And < 30 Years Of Age



Low < 0.3 , Normal $0.3-26.5$, High > 26.5 (Units: ng/mL)
Source: <http://www.labcorp.com/datasets/labcorp/html/chapter/mono/sr010000.htm>

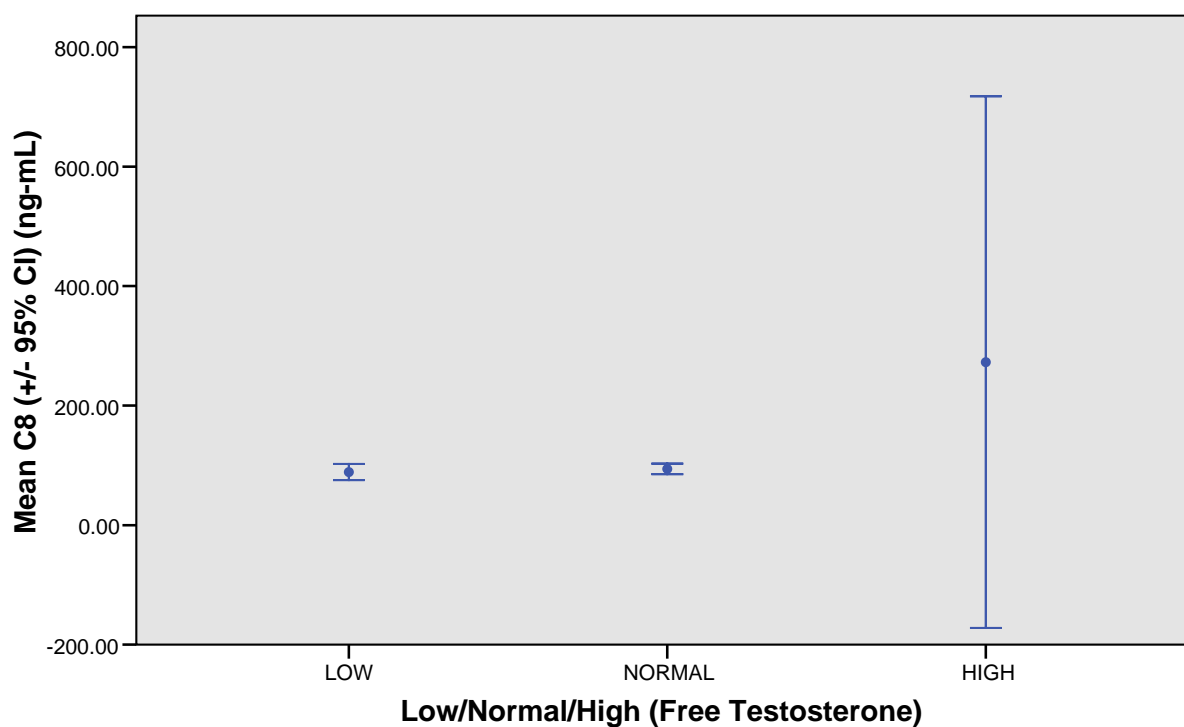
¹ Note, very small sample size.

Serum C8 By Free Testosterone (Direct) Levels In Males ≥ 30 And < 40 Years Of Age

C8 (ng-mL)

Free Testosterone (Direct)	N	Mean
LOW	1362	88.8400
NORMAL	3392	94.0557
HIGH	23	272.7217
Total	4777	93.4289

Serum C8 By Free Testosterone (Direct) Levels In Males ≥ 30 And < 40 Years Of Age



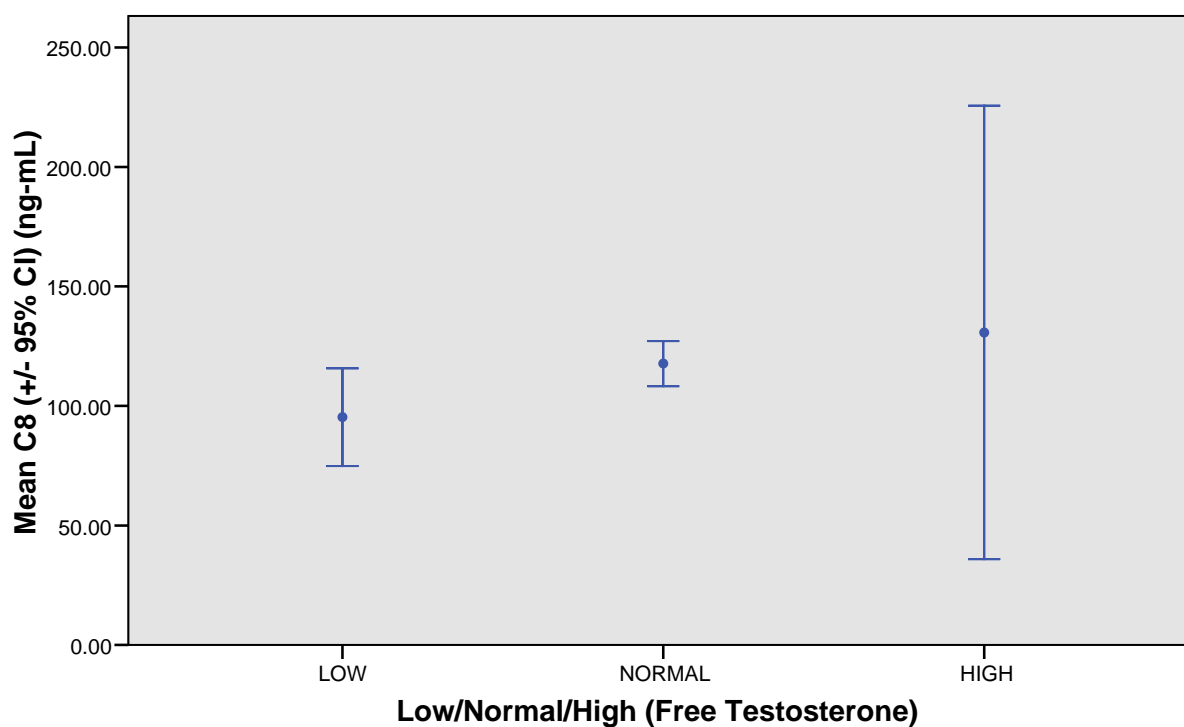
Low < 8.7 , Normal 8.7-25.1, High > 25.1 (Units: ng/mL)
Source: <http://www.labcorp.com/datasets/labcorp/html/chapter/mono/sr010000.htm>

Serum C8 By Free Testosterone (Direct) Levels In Males ≥ 40 And < 50 Years Of Age

C8 (ng-mL)

Free Testosterone (Direct)	N	Mean
LOW	854	95.3023
NORMAL	4737	117.7264
HIGH	41	130.7317
Total	5632	114.4208

Serum C8 By Free Testosterone (Direct) Levels In Males ≥ 40 And < 50 Years Of Age



Low < 6.8 , Normal 6.8-21.5, High > 21.5 (Units: ng/mL)

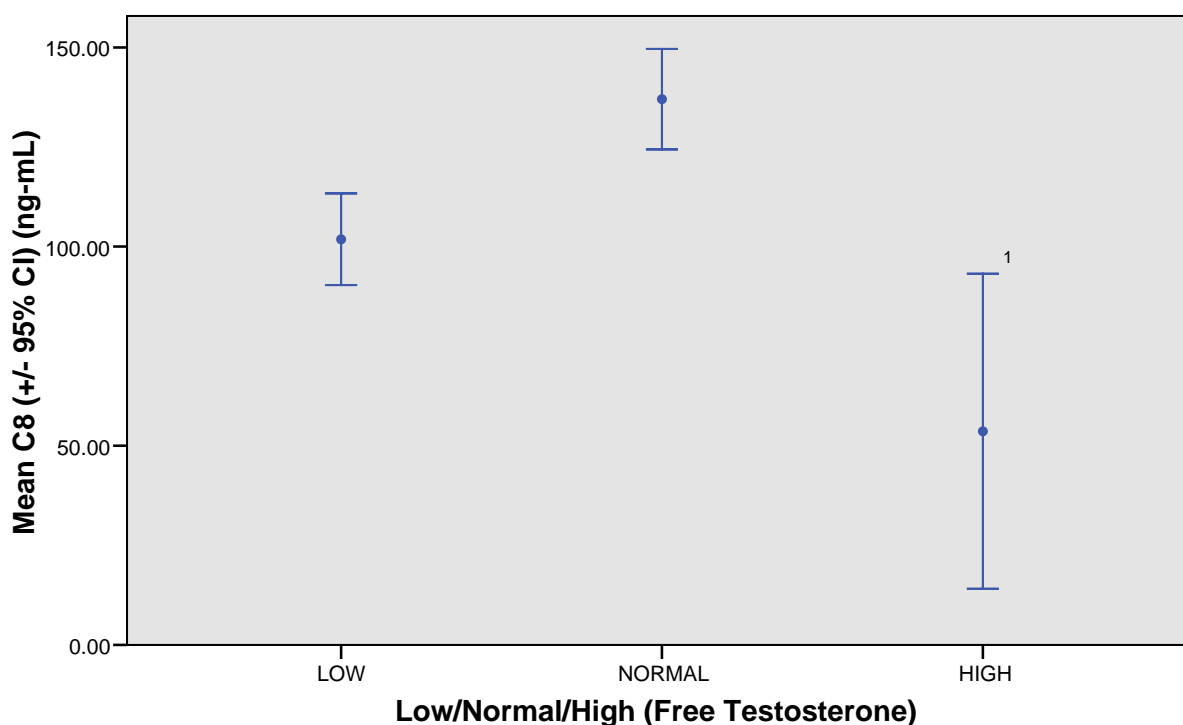
Source: <http://www.labcorp.com/datasets/labcorp/html/chapter/mono/sr010000.htm>

Serum C8 By Free Testosterone (Direct) Levels In Males ≥ 50 And < 60 Years Of Age

C8 (ng-mL)

Free Testosterone (Direct)	N	Mean
LOW	1403	101.8464
NORMAL	3688	137.0099
HIGH	12	53.6417
Total	5103	127.1461

Serum C8 By Free Testosterone (Direct) Levels In Males ≥ 50 And < 60 Years Of Age



Low < 7.2 , Normal $7.2-24.0$, High > 24.0 (Units: ng/mL)
Source: <http://www.labcorp.com/datasets/labcorp/html/chapter/mono/sr010000.htm>

¹ Note, very small sample size.

Serum C8 By Free Testosterone (Direct) Levels In Males >=60 Years Of Age
C8 (ng-mL)

Free Testosterone (Direct)	N	Mean
LOW	1870	98.6036
NORMAL	3600	131.9588
HIGH	34	145.1882
Total	5504	120.7080

Serum C8 By Free Testosterone (Direct) Levels In Males >=60 Years Of Age



Low <6.6, Normal 6.6-18.1, High >18.1 (Units: ng/mL)
Source: <http://www.labcorp.com/datasets/labcorp/html/chapter/mono/sr010000.htm>

The WVU website is a communication vehicle to depict associations or their absence for public use. These tables and graphs show many comparisons between lab tests and corresponding population serum PFOA (C8) levels. When it appears that there is a clear relationship between serum C8 and a clinical laboratory value, the meaning of that relationship still requires thought and discussion. Some of the relationships, while real, are weak and not likely to be important. Several are strong, interesting and potentially important, and none of them can be taken to show an etiologic (cause and effect) relationship or its absence without more work. When it comes to causes, scientists interpret these preliminary data with deference to additional work that needs to be done.

These data concerning associations are for public use. They will receive additional collaborative work in peer review format. We hope they prompt public curiosity and suggestions of interested scientists.