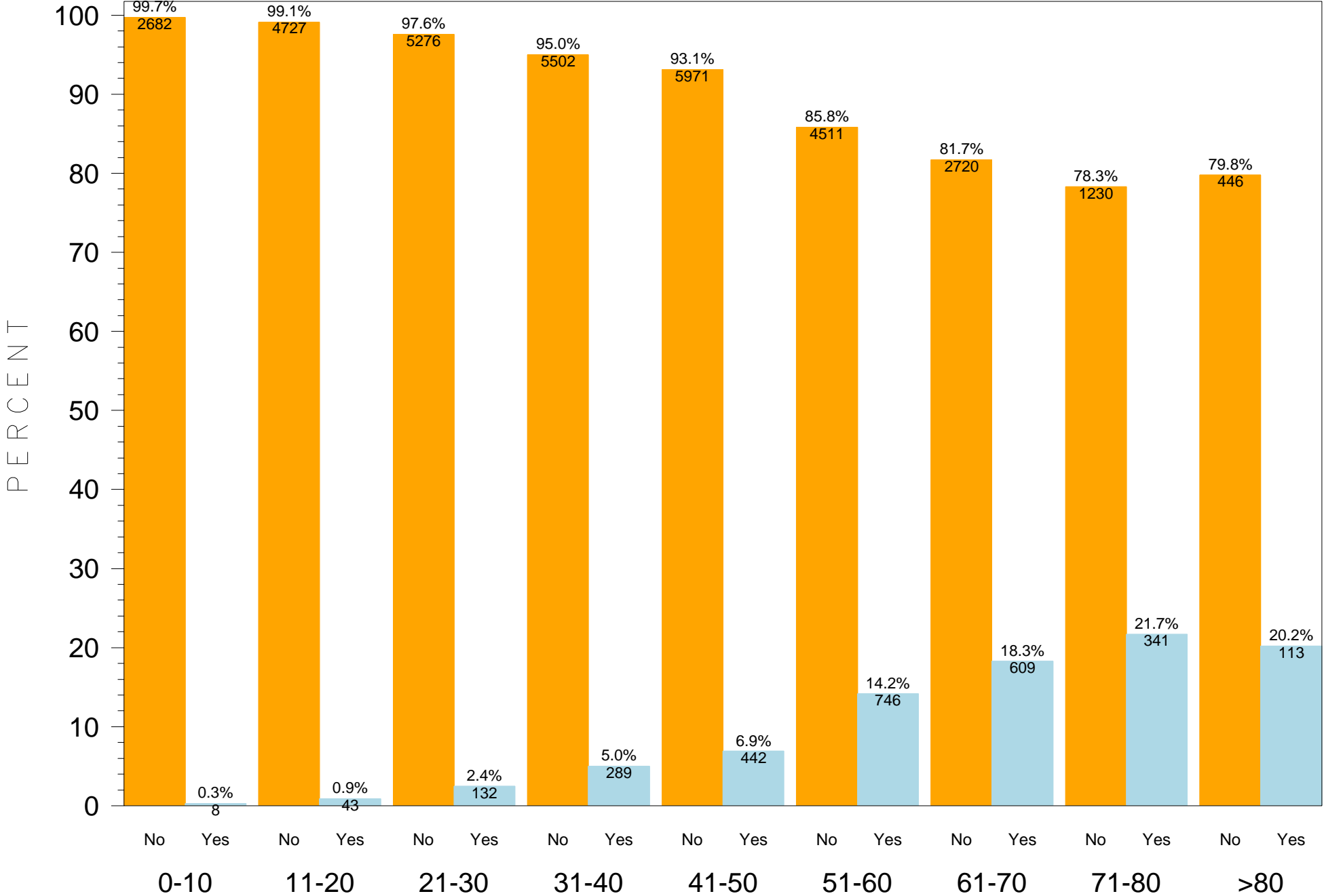


SELF-REPORTED DIAGNOSIS OF DIABETES
STRATIFIED BY GENDER AND AGE GROUP

AGE GROUP (years)	GENDER	SELF-REPORTED	POPULATION	# REPORTED	PERCENT
0-10	Female	No	2690	2682	99.703%
0-10	Female	Yes	2690	8	0.297%
0-10	Male	No	2703	2695	99.704%
0-10	Male	Yes	2703	8	0.296%
11-20	Female	No	4770	4727	99.099%
11-20	Female	Yes	4770	43	0.901%
11-20	Male	No	4961	4922	99.214%
11-20	Male	Yes	4961	39	0.786%
21-30	Female	No	5408	5276	97.559%
21-30	Female	Yes	5408	132	2.441%
21-30	Male	No	4599	4550	98.935%
21-30	Male	Yes	4599	49	1.065%
31-40	Female	No	5791	5502	95.009%
31-40	Female	Yes	5791	289	4.991%
31-40	Male	No	4880	4729	96.906%
31-40	Male	Yes	4880	151	3.094%
41-50	Female	No	6413	5971	93.108%
41-50	Female	Yes	6413	442	6.892%
41-50	Male	No	5674	5270	92.880%
41-50	Male	Yes	5674	404	7.120%
51-60	Female	No	5257	4511	85.809%
51-60	Female	Yes	5257	746	14.191%
51-60	Male	No	5073	4327	85.295%
51-60	Male	Yes	5073	746	14.705%
61-70	Female	No	3329	2720	81.706%
61-70	Female	Yes	3329	609	18.294%
61-70	Male	No	3405	2624	77.063%
61-70	Male	Yes	3405	781	22.937%
71-80	Female	No	1571	1230	78.294%
71-80	Female	Yes	1571	341	21.706%
71-80	Male	No	1597	1178	73.763%
71-80	Male	Yes	1597	419	26.237%
>80	Female	No	559	446	79.785%
>80	Female	Yes	559	113	20.215%
>80	Male	No	350	283	80.857%
>80	Male	Yes	350	67	19.143%

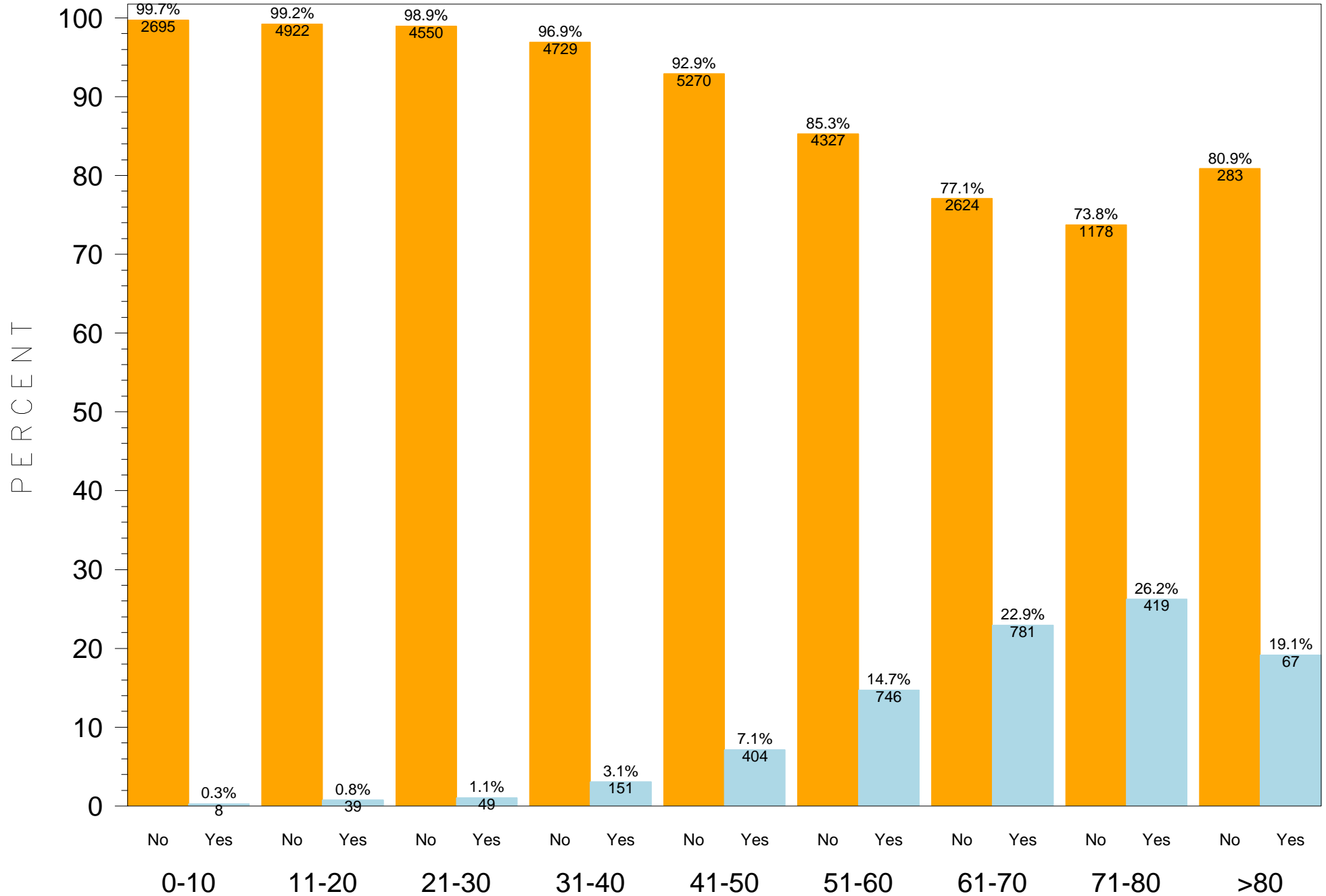
SELF-REPORTED DIAGNOSIS OF DIABETES IN FEMALES

STRATIFIED BY AGE GROUP



SELF-REPORTED DIAGNOSIS OF DIABETES IN MALES

STRATIFIED BY AGE GROUP



SELF-REPORTED DIABETES --- TYPE I

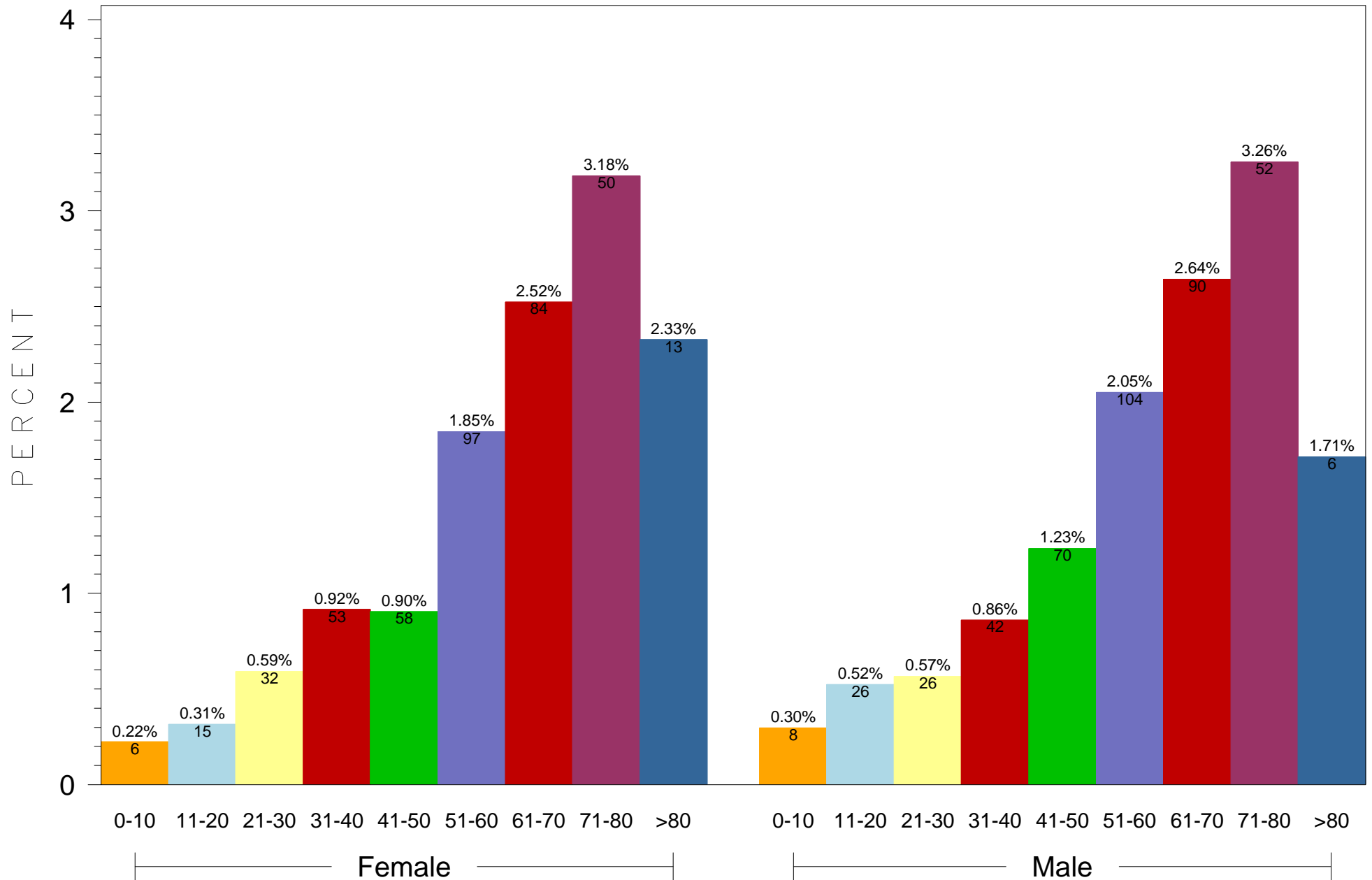
FOR ALL SUBJECTS

STRATIFIED BY AGE GROUP AND GENDER

AGE GROUP (Years)	GENDER	POPULATION	# REPORTED	PERCENT
0-10	Female	2690	6	0.223%
0-10	Male	2703	8	0.296%
11-20	Female	4770	15	0.314%
11-20	Male	4961	26	0.524%
21-30	Female	5408	32	0.592%
21-30	Male	4599	26	0.565%
31-40	Female	5791	53	0.915%
31-40	Male	4880	42	0.861%
41-50	Female	6413	58	0.904%
41-50	Male	5674	70	1.234%
51-60	Female	5257	97	1.845%
51-60	Male	5073	104	2.050%
61-70	Female	3329	84	2.523%
61-70	Male	3405	90	2.643%
71-80	Female	1571	50	3.183%
71-80	Male	1597	52	3.256%
>80	Female	559	13	2.326%
>80	Male	350	6	1.714%

SELF-REPORTED DIABETES --- TYPE I

FOR ALL SUBJECTS
STRATIFIED BY AGE GROUP AND GENDER



SELF-REPORTED DIABETES --- TYPE II

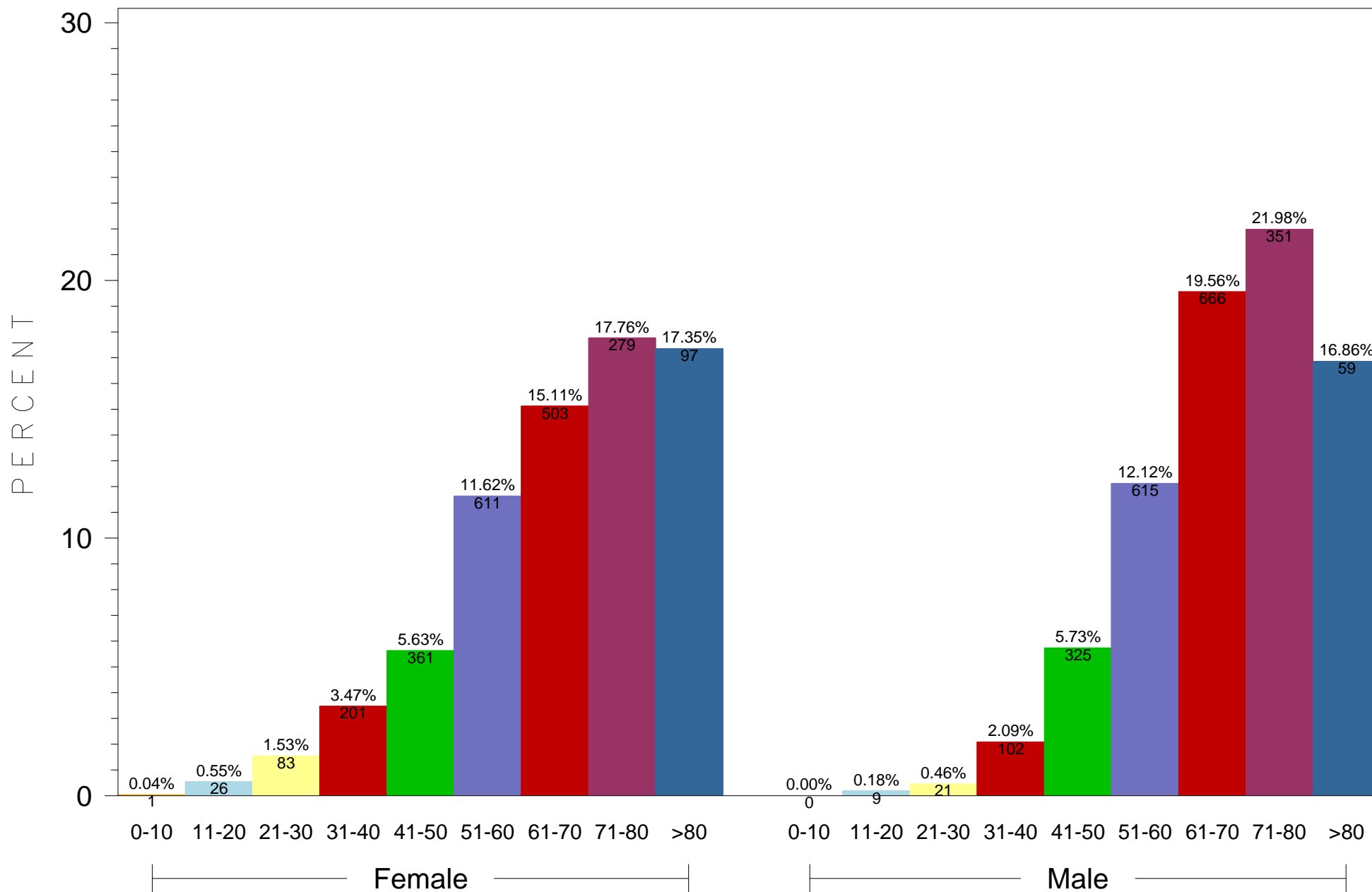
FOR ALL SUBJECTS

STRATIFIED BY AGE GROUP AND GENDER

AGE GROUP (Years)	GENDER	POPULATION	# REPORTED	PERCENT
0-10	Female	2690	1	0.037%
0-10	Male	2703	0	0.000%
11-20	Female	4770	26	0.545%
11-20	Male	4961	9	0.181%
21-30	Female	5408	83	1.535%
21-30	Male	4599	21	0.457%
31-40	Female	5791	201	3.471%
31-40	Male	4880	102	2.090%
41-50	Female	6413	361	5.629%
41-50	Male	5674	325	5.728%
51-60	Female	5257	611	11.623%
51-60	Male	5073	615	12.123%
61-70	Female	3329	503	15.110%
61-70	Male	3405	666	19.559%
71-80	Female	1571	279	17.759%
71-80	Male	1597	351	21.979%
>80	Female	559	97	17.352%
>80	Male	350	59	16.857%

SELF-REPORTED DIABETES --- TYPE II

FOR ALL SUBJECTS
STRATIFIED BY AGE GROUP AND GENDER



SELF-REPORTED DIABETES --- TYPE UNKNOWN

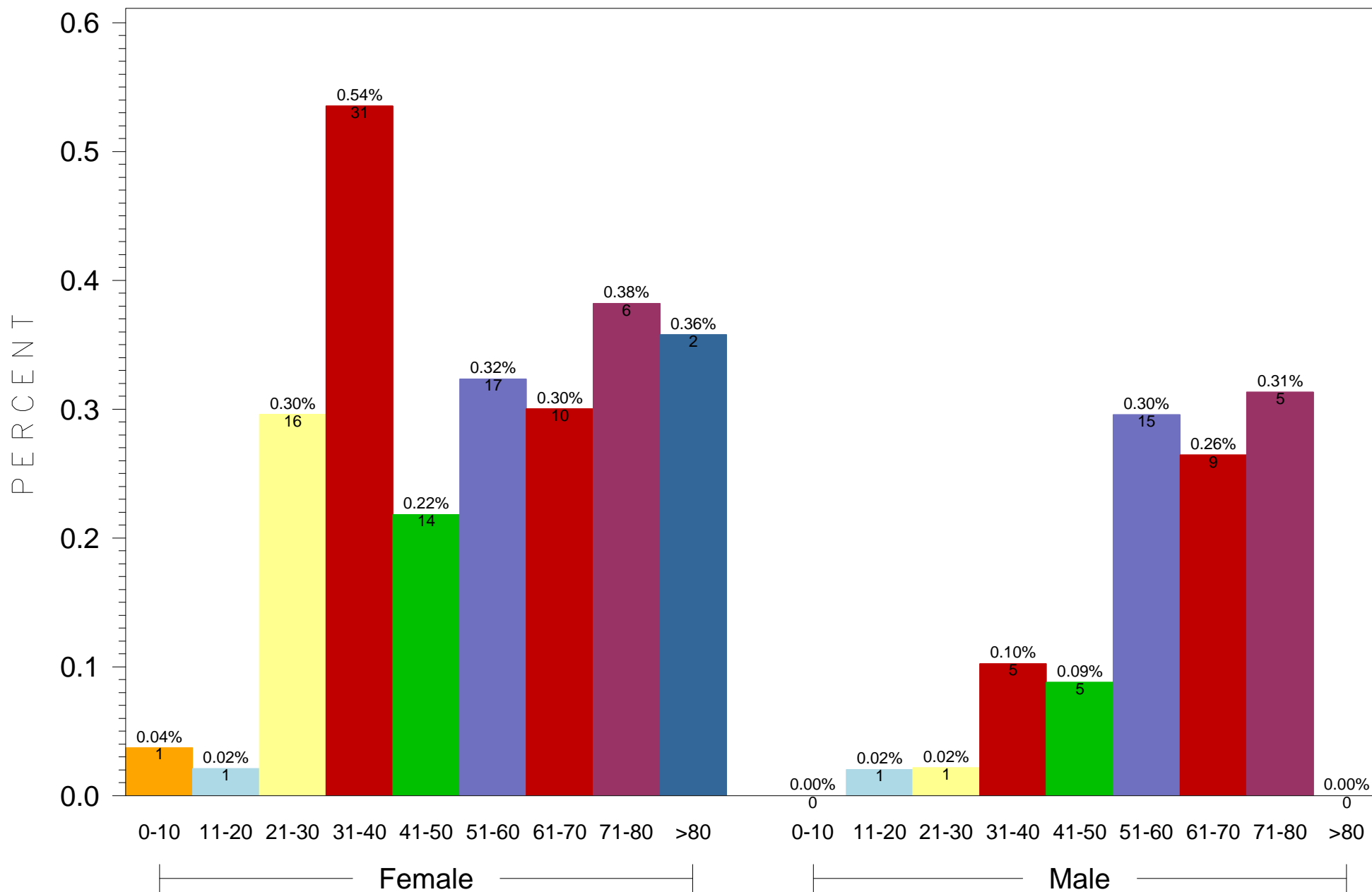
FOR ALL SUBJECTS

STRATIFIED BY AGE GROUP AND GENDER

AGE GROUP (Years)	GENDER	POPULATION	# REPORTED	PERCENT
0-10	Female	2690	1	0.037%
0-10	Male	2703	0	0.000%
11-20	Female	4770	1	0.021%
11-20	Male	4961	1	0.020%
21-30	Female	5408	16	0.296%
21-30	Male	4599	1	0.022%
31-40	Female	5791	31	0.535%
31-40	Male	4880	5	0.102%
41-50	Female	6413	14	0.218%
41-50	Male	5674	5	0.088%
51-60	Female	5257	17	0.323%
51-60	Male	5073	15	0.296%
61-70	Female	3329	10	0.300%
61-70	Male	3405	9	0.264%
71-80	Female	1571	6	0.382%
71-80	Male	1597	5	0.313%
>80	Female	559	2	0.358%
>80	Male	350	0	0.000%

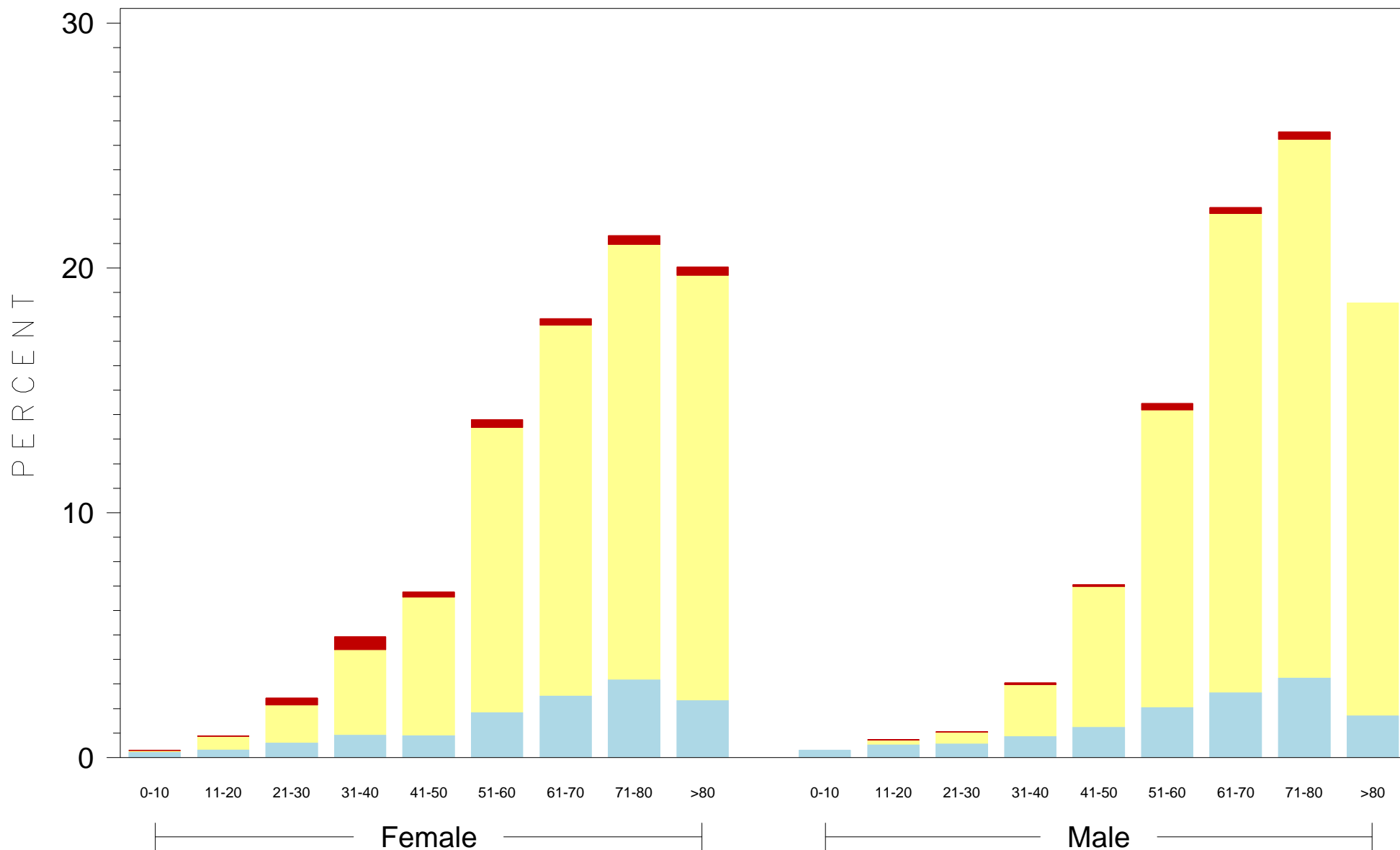
SELF-REPORTED DIABETES --- TYPE UNKNOWN

FOR ALL SUBJECTS
STRATIFIED BY AGE GROUP AND GENDER



TYPES OF SELF-REPORTED DIABETES

STRATIFIED BY GENDER WITHIN AGE GROUP



DIABETES TYPE



No response
Type II



Type I
Type unknown