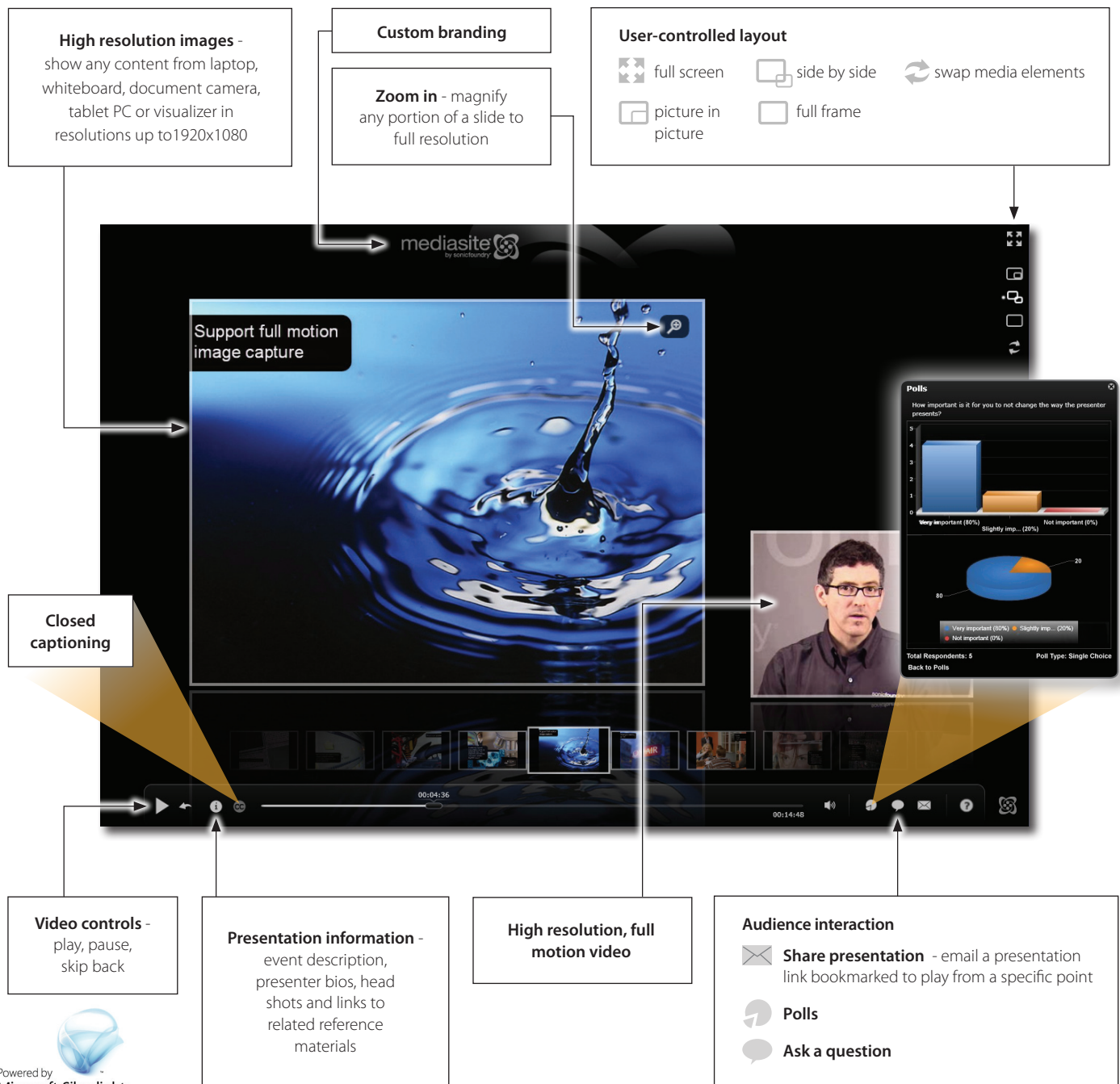


# Mediasite Player

The Mediasite Player allows you to watch live or on-demand multimedia presentations with your favorite web browser. Watching a presentation using the Mediasite Player is virtually the same as being in the room with the presenter. Keeping pace with the presentation is easy because video, audio and visual aides are synchronized in real time as the presenter speaks. The Mediasite Player lets you navigate and adjust the video and slide show portions of a presentation based on your preferences. You can also interact with the presenter through polls and Q&A.

Presentations start automatically when you open the Mediasite Player. If the presentation is live you can join before it begins or after it has started.



# Mediasite Player requirements

For the best presentation viewing experience, Sonic Foundry recommends the following:

- **For Windows**
  - Microsoft® Windows 2008, Windows Vista, Windows XP, Windows 2003
  - Internet Explorer 6.0 SP1 or later, Firefox® 2.0 or later, or Google™ Chrome 1.0
  - Windows Media® Player 9.0 or later
  - Microsoft Silverlight 3.0 or later, if using Mediasite's new Silverlight Players\*
  - Broadband Internet connection (256Kbps or more)
- **For Macs**
  - Mac OS X 10.4.8 or later
  - Safari™ 2.0.4 or later or Firefox 2.0 or later
  - Microsoft Silverlight 3.0 or later if using Mediasite's new Silverlight Players or Silverlight 1.0 or later if using Mediasite's classic Players\*
  - Broadband Internet connection (256Kbps or more)
- **For Linux**
  - SUSE Linux Enterprise Desktop 10, openSUSE 11.0 or later, Ubuntu 8.04, or Fedora Core 9
  - Firefox 2.0 or 3.0 depending on Linux operating system
  - Moonlight™ 1.0
  - Microsoft Media Pack for Moonlight
  - Broadband Internet connection (256Kbps or more)

*\*If Mediasite does not detect Silverlight on your computer when viewing a presentation, you will be automatically prompted to install the plug-in. Silverlight only needs to be installed once and will then be available for watching any future Mediasite presentations.*

## Frequently asked questions

### Why doesn't the presentation appear?

If you're using a pop-up blocker, configure it to allow site pop-ups.

### Why don't I see video in the video window?

The presentation may be audio only, or you may not have the current version of Windows Media Player installed.


### What should I do if I don't have the correct version of Windows Media Player?


To install the latest version of Windows Media Player, go to the Microsoft Windows Media download site.

### Why can't I hear audio?

Check that the computer you are using has speakers.

Check your volume controls. There are three areas you may find volume controls:

- Mediasite volume: Look for this icon  inside the Mediasite Player.
- Computer volume: Adjust the volume slider and confirm that Mute is not selected.
- External computer speakers (optional): Your speakers may have a volume control dial or knob that you can use to increase or decrease the volume level.



Classic Mediasite Players are also included with Mediasite EX Server. These players provide similar navigation and interactivity tools within a traditional video and slide layout.

**For additional Mediasite technical assistance, please call Sonic Foundry Technical Services at (toll free) 877.783.7987 option 2 or at 608.443.1600 option 2.**