




National Institute of
General Medical Sciences



The NIGMS Maximizing Investigators' Research Award (MIRA) Program

Jon Lorsch
NIGMS



Funding Research *Programs* Instead of Individual *Projects*

- Increase the **stability of funding** to enhance investigators' willingness to take on ambitious scientific projects and to approach problems creatively.
- Increase **flexibility** for investigators to follow important new research directions as opportunities arise.
- Improve the **distribution of funding** among investigators to increase overall scientific productivity and the chances for important breakthroughs.
- Reduce the time spent by researchers **writing grant applications**, allowing them to spend more time conducting research.
- Reduce the time spent on **reviewing grant applications**.

Maximizing Investigators' Research Award (MIRA)

- One NIGMS research grant per PI – R35
- Bigger and longer (5 years) than current R01 averages
- Direct cost range up to \$750K for EIs.
- Not tied to specific aims
- Review based on track record and overall research ideas
 - Includes consideration of service & contributions to workforce development
- At renewal, budgets can be modulated based on review rather than using all-or-none funding decisions
- Separate panels and modified review considerations for early-stage investigators

Expansion of the MIRA Pilot

- Established Investigators
 - Must have at least one active NIGMS R01-equivalent up for renewal
 - Well-funded investigators (>\$400K NIGMS direct costs) will generally receive somewhat (~12% on average) less than their recent average NIGMS funding level
 - Investigators currently supported by a single, modular NIGMS R01 can request an increase, if well justified
 - Hope to be able to make median award \$250K
 - 343 awards made to date

Expansion of the MIRA Pilot

- Early Stage Investigators
 - Three rounds so far (FY 2016, 2017, 2018)
 - ~29% success rate
 - 302 awards made to date
 - Median awarded yearly direct costs of \$250K
 - Compared to \$198K for ESI R01 awards in FY 2015

ESI MIRA: Awards, by Gender

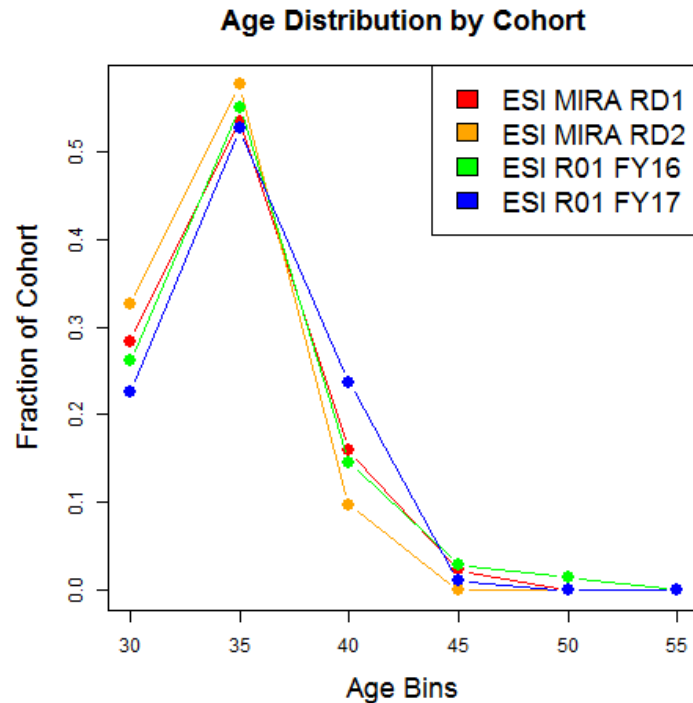
ESI MIRA Combined	
# of Applications Reviewed	667
# of Applications Scored	350
# of Grants Awarded (projected)	~192



ESI MIRA Combined Gender	<u>Awarded</u> N (% of Gender)	<u>Not Awarded</u>
Men	~137 (29%)	~331
Women	~55 (28%)	~144

There are no significant differences in the fraction of grants awarded across genders.

ESI MIRA Grantee Age vs. ESI R01s

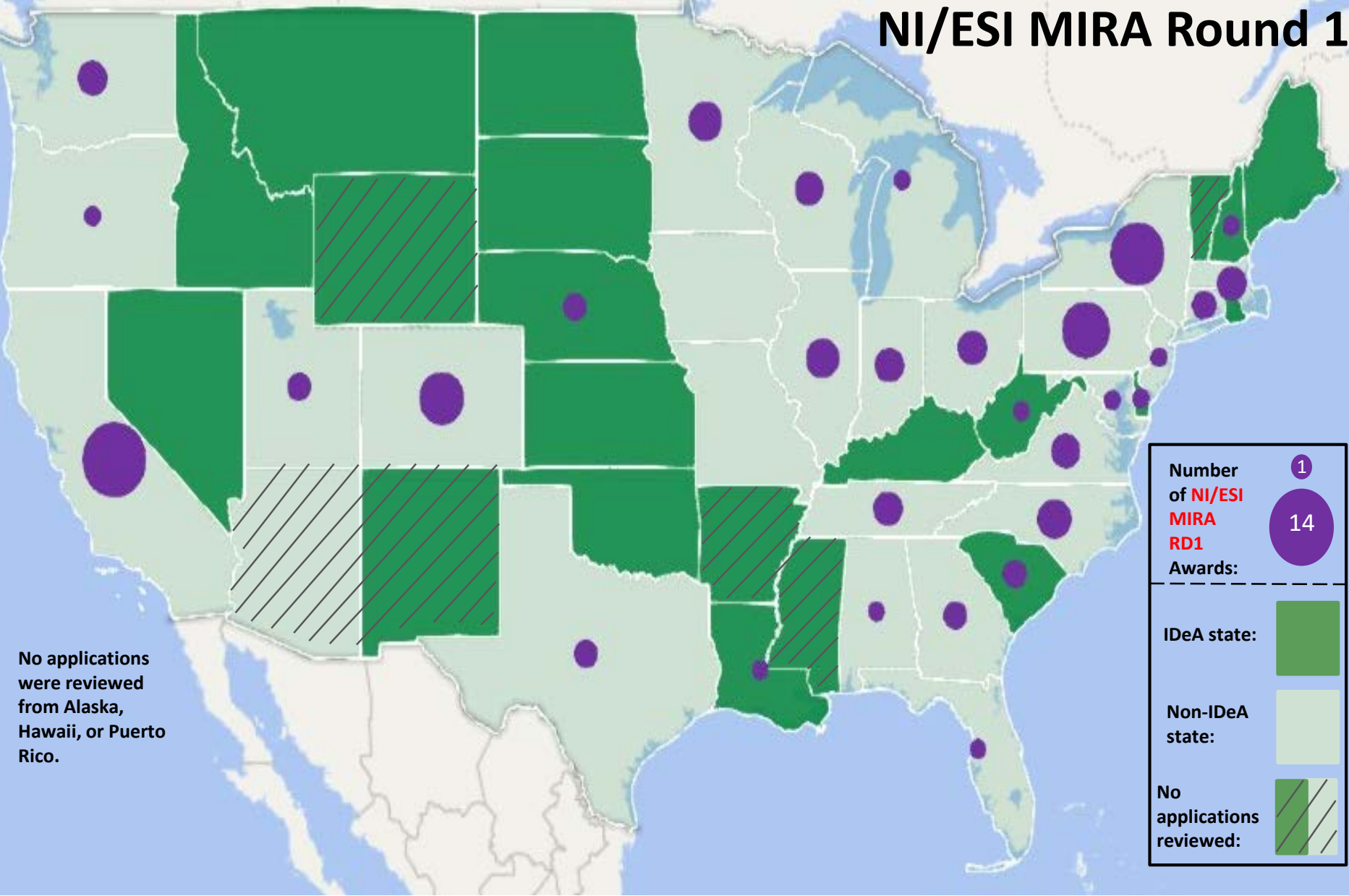


Mean Age By Cohort (years)

	ESI MIRA	ESI R01
FY16	37.5	38.3
FY17	36.8	38.4
Combined	37.1	38.3

- Age difference in FY16 between ESI MIRA and ESI R01 not statistically significant ($p=0.16$)
- ESI MIRA Round 2 is significantly younger than ESI R01 FY17 ($p<0.001$)
- Combined, ESI MIRA cohort is 1.2 years younger than ESI R01 cohort ($p<0.001$)

NI/ESI MIRA Round 1



No applications were reviewed from Alaska, Hawaii, or Puerto Rico.

Number of NI/ESI MIRA RD1 Awards:

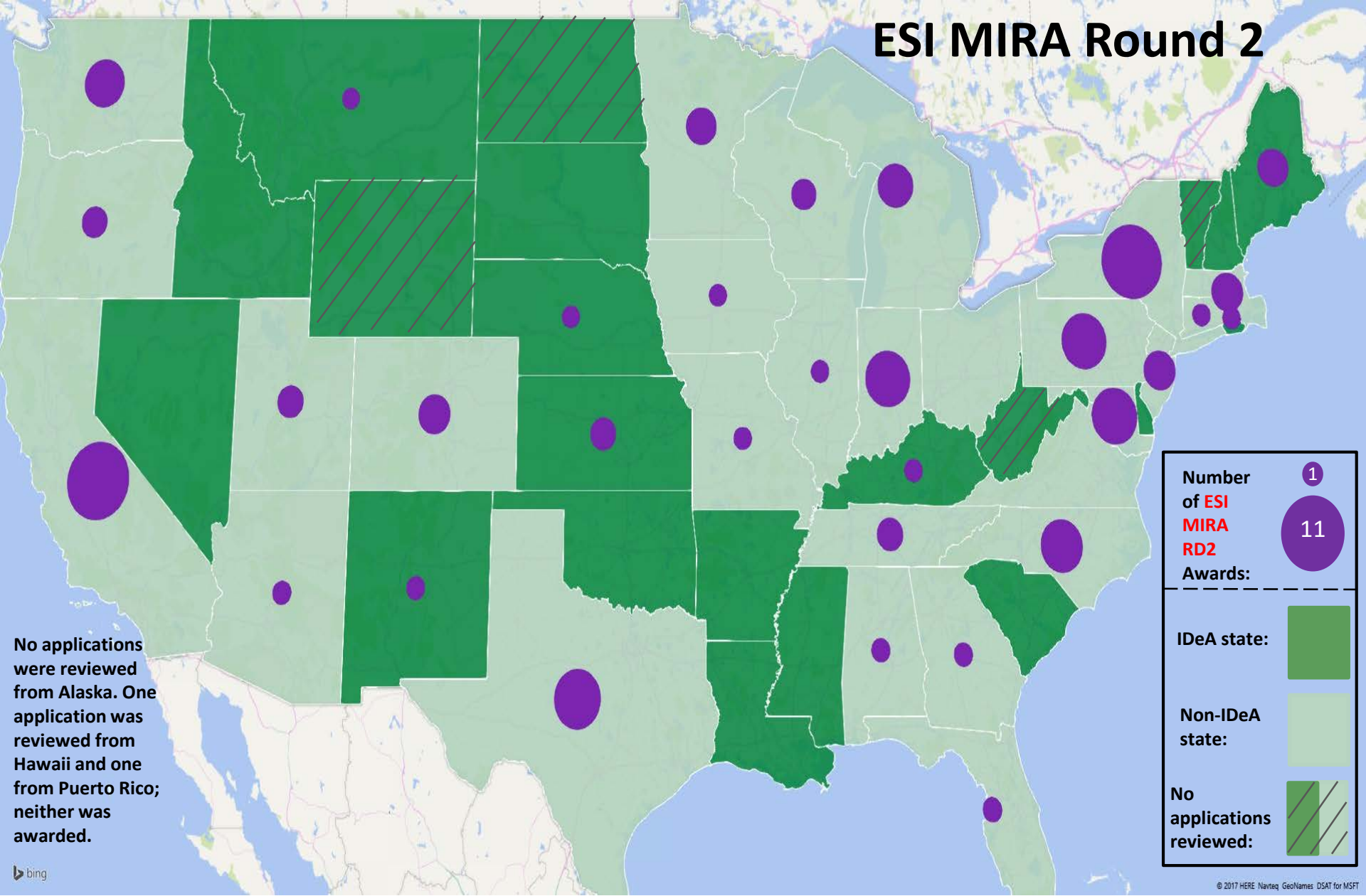
1 (small purple circle)
14 (large purple circle)

IDeA state: [Dark Green Box]

Non-IDeA state: [Light Green Box]

No applications reviewed: [Hatched Box]

ESI MIRA Round 2



No applications were reviewed from Alaska. One application was reviewed from Hawaii and one from Puerto Rico; neither was awarded.



© 2017 HERE, Navteq, GeoNames, DSAT for MSFT

One MIRA grantee (and counting...) in West Virginia



Roberta Leonardi
Assistant Professor
Dept. of Biochemistry
WVU HSC



Questions or Comments?

