






Vidyo Connection Process (Providers)

<p>From the iPad: Select the VidyoMobile icon</p>	
<p>If prompted, enter the portal information, your username and password and select Log In:</p> <p>Portal: https://portal.mdtv.hsc.wvu.edu</p>	
<p>From your Contact list: Select the sites room that you need to join and then Select, Join "Site Name's" Room</p>	
<p>Make sure your camera and microphone are NOT muted:</p>	<p>NOT Muted</p>  <p>MUTED (lines run through camera and mic)</p> 
<p>Once connected to the room, if site hasn't joined yet, you will see yourself.</p>	